

MIMO1212SG

DIGITAL MATRIXES

Installation Digital Matrix



PRODUCT OVERVIEW

MIMO1212SG is a 12 in / 12 out digital audio matrix, fully programmable that keeps the heart and soul of the standard MIMO88, its main features and its audio quality, to become a simplified and cost-effective version of this acclaimed digital matrix.

KEY FEATURES

- 12 x 12 digital matrix (not expandable).
- Fully programmable and controllable via EclerNet software.
- Remotely controlled with UCPs (User Control Panels), when a UCP Server is in the system, compatible with the touchscreen WPNETTOUCH and third-party devices, such as computers, tablets, smartphones, etc.
- TP-NET protocol compatible, for third-party control systems integration.
- A few processing bits: signal generator, delays, full parametric EQ filters at inputs and outputs, inputs noise gate, level, mute, phase, vu-meters, outputs compressor / limiter, paging and ducking (priority & overriding), virtual and physical paging stations management, presets save & recovery, scheduled events triggering, etc.
- FREQUENCY SHIFTER function to avoid acoustic feedback, available in 4 inputs.
- WPNET4KV and WPNET8K compatible control panels (using specific retro-compatible Firmware*).

*For more information see [WPNET4KV](#) and [WPNET8K](#) user's manual.

APPLICATIONS

- Retail
- Education
- Corporate
- Hospitality

TECHNICAL DATA

MIMO1212SG

DSP	
DSP	2x 32/64bit
Sampling Rate	48kHz
Latency IN to OUT	<3.2ms
Converters	
Resolution	24bit AKM
Dynamic Range	AD:110dB, DA: 115dB
Analogue	
12 Input/Output	Terminal block (Symmetrical)
Analogue Input headroom	+27dBV = +30dBu
Max. output level	+18dBV = +21dBu
Input sensitivity @ 0dBV out	From -50dBV to +10dBV in 0.5dB step
Input Impedance	Balanced, >4k Ω
Phantom power	+42VDC, 5mA max. software switched
Frequency response (-3dB)	5Hz to 24kHz
Flatness	better than ± 0.1 dB
THD+Noise @ 1kHz, 0dBV input (line)	<0.004%
THD+Noise @ 1kHz, -40dBV input (mic.)	<0.008%
Output Noise floor FFT (20Hz - 20kHz)	better than 115dB
Interchannel crosstalk (20Hz - 20kHz)	better than 90dB (100dB typ.)
Channel Leakage (20Hz - 20kHz)	better than 100dB (115dB typ.)
CMRR 20Hz- 20kHz	65dB typ.
Processing	
Input Level (x12)	Range: from Off to 0 dB Mute: Yes Signal Polarity reverse: Yes Metering: VU + clip pre & post fader
Output Level (x12)	Range: from Off to 0 dB Mute: Yes Solo: Yes Signal Polarity reverse: Yes Metering: VU + clip pre & post fader
Output Gain (x12)	Range: from 0 to +6 dB
Input Delay (x12)	from 0 to 1000 ms. Units: sec/ms/m/cm.
Output Delay (x12)	from 0 to 1000 ms. Units: sec/ms/m/cm.
Parametric Eq. Types	Bypass / On-Off all channels
(4 max per input)	Param Eq. Freq: 20Hz-20kHz; Gain: -60/+12 dB; Q: 0.3 to 200
(6 max per input)	Low & High Shelf 6/12 dB/oct Low & High Pass 6/12 dB/oct All Pass 1/2 order

High & Low pass output Crossover filters (x12)	Bypass On-Off Butterworth in 6/12/18/24 dB/oct Bessel in 12/18/24 dB/oct Linkwitz-Riley in 12/24 dB/oct
Input Noise Gate (x12)	Bypass On-Off Threshold: from -80 dBV to +18 dBV Depth: 0 dB to 80 dB Attack time: from 0,1 ms. to 500 ms. Hold time: from 10 ms. to 3000 ms. Release time: from 10 ms. to 1000 ms.
Input Compressor / Limiter (x12)	Bypass On-Off Threshold: from -36 dBV to +18 dBV Ratio: 1:1 to inf:1 (limiter) Knee: hard / soft Attack time: from 0,1 ms. to 500 ms. Release time: from 10 ms. to 1000 ms. Make up gain: from 0 to +10 dB
Input Frequency Shifter (x4) (Feedback Loop Reducer)	Available on IN1 to IN4. ON / OFF function
Output Limiter (x12)	Bypass On-Off Threshold: from -36 dBV to +18 dBV Attack time: from 0,1 ms. to 500 ms. Release time: from 10 ms. to 1000 ms.
Built in Signal Generator	Sine: from 20 Hz to 20 kHz Polarity: from 20 Hz to 20 kHz White noise Pink noise
Stereo Linking	Adjacent input / output channels Linked processing Matrix routing linked
Mix Matrix	Size: 12x12 Vol: Input, Output, Crosspoint Mute: Set/Clear individual, row, column, all Input /output Mono/stereo selector Meter: Input /output VU and clip
Pager (x3)	Input: IN1 to IN12 Priorities: 3 (1 max, 3 min) Depth: 0 dB to 80 dB Attack time: from 5 ms. to 2000 ms. Release time: from 50 ms. to 3000 ms. Chime Source: None, Melody 1, Melody 2 Chime Volume: from -12 dB to 0 dB
Mechanical	
Dimensions (WxHxD)	482.6 x 44 x 253 mm / 19 x 1.73 x 9.96 in.
Weight	3.2kg
Supply	
Mains	90-264VCA 47-63Hz
Power consumption	75VA

Miscellaneous

Management Connectivity	Ethernet Base-Tx 10/100Mb Auto X-Over CAT5 up to 100m.
Remote Bus	Over twisted pairs; up to 1km (see specific specs.)
GPI	12, from 0 to 10VDC or TTL level
Aux. Power Supply for Remotes & GPI	+12VDC, 0,6A. max. (short circuit protected)
Time and date retention (battery)	100 hours approx.. (ambient temperature dependant)
RTC accuracy	±1 minute / month

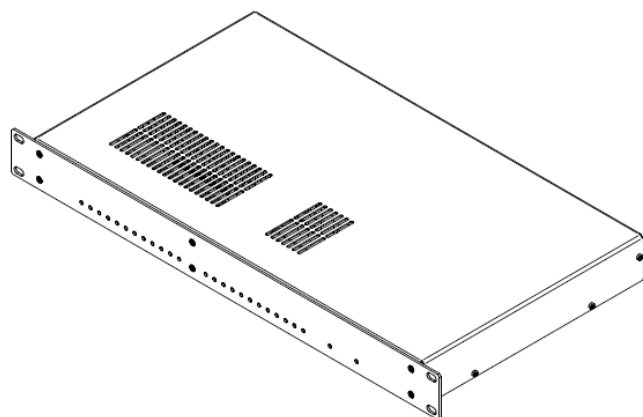
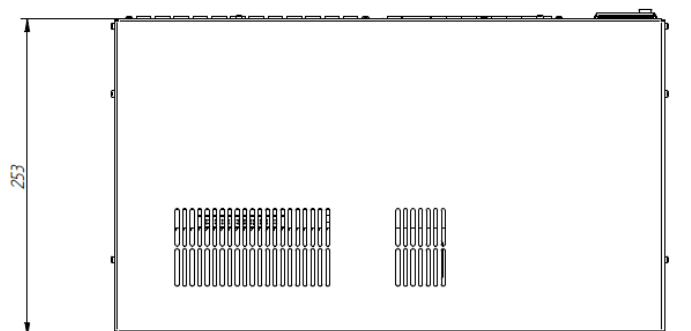
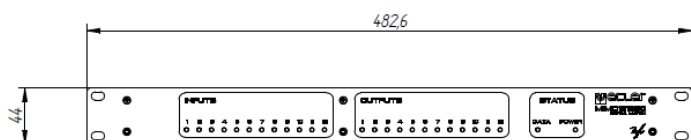
Software

EclerNet Manager	From v3.03r4 version
------------------	----------------------

MECHANICAL DIAGRAMS



Ecler MIMO1212SG Mechanical Diagram



All the measurements are in mm

61-1024-0100

www.ecler.com



All product characteristics are subject to variation due to production tolerances. **NEEC AUDIO BARCELONA S.L.** reserves the right to make changes or improvements in the design or manufacturing that may affect these product specifications.

For technical queries contact your supplier, distributor or complete the contact form on our website, in [Support / Technical requests](#).

Motors, 166-168 08038 Barcelona - Spain - (+34) 932238403 | information@ecler.com | www.ecler.com